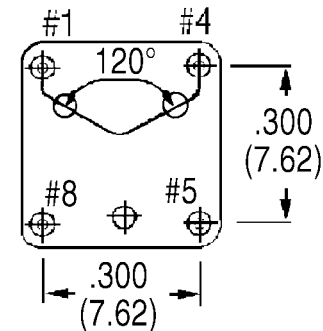
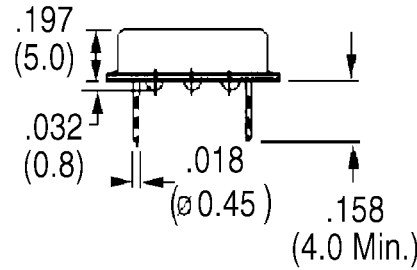
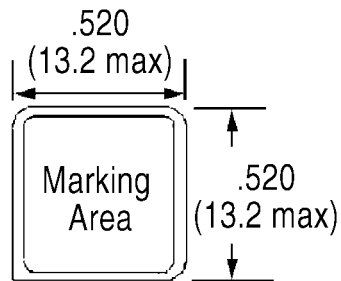
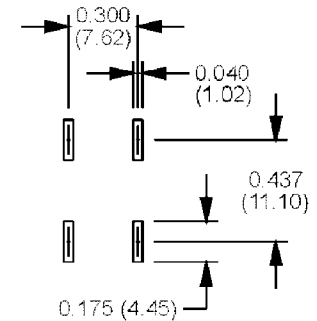


SUGGESTED SOLDER PAD LAYOUT



**PIN FUNCTION**

#1	V <sub>C</sub>
#7	GROUND
#8	OUTPUT
#14	V <sub>DD</sub>



**TELLURIAN®**  
TECHNOLOGIES, INC.

1801 Hicks Road, Ste. B • Rolling Meadows, IL 60008

Tel: 847-934-4141 • Fax: 847-934-4175 • info@telluriantech.com

UNLESS OTHER WISE SPECIFIED,  
DIMENSIONS ARE IN INCHES (MM).  
DO NOT SCALE

DRAWN BY	SIZE <b>A</b>
CHKD BY	
APPD BY	
DATE: 12/30/98	SCALE:

PART NAME  
Voltage Controlled Crystal Oscillator  
Thru-Hole & Gullwing SMD Package

PRODUCT FEATURES  
Hermetically Sealed, Welded Package  
Half DIP

CUSTOMER

DRAWING NO. V500  
REV